

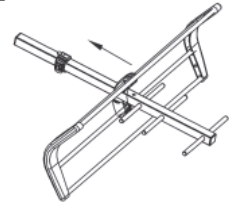
Phoenix Lte

- ✓ **Easy and fast assembling in 2 clicks only and in less than 10 seconds**
- ✓ **No tools needed**
- ✓ **Exclusive design by Fte maximal**
- ✓ **Fixed to the mast with bridle and reinforced clamps**
- ✓ **Savings in storage space and transport**

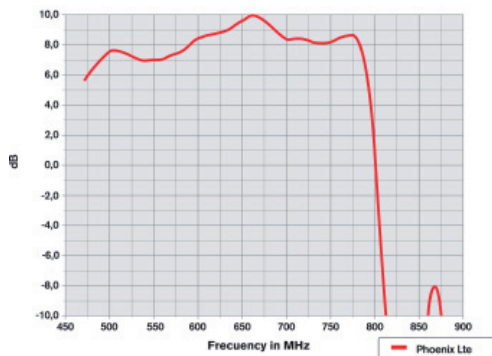
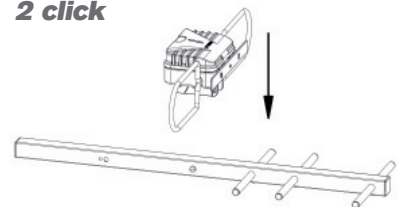
**Technical specifications Outdoor UHF Antenna Phoenix Lte**

Code	9003950
Elements	5
Channels	21-60
Frequencies (MHz)	470 - 790
Gain (dB)	10
Front to Back ratio (dB)	8 - 13
Half power beam width Horizontal (-3 dB)	50°
Half power beam width Vertical (-3 dB)	60°
Impedance (Ohm)	75
Length (mm)	435
Weight (Kg)	0,67
Individual Packing Dimensions (W x H x D) (mm)	530 x 80 x 180
Accessories included	Connector protector
Packing quantity	1 / 10

**1 click**



**2 click**



Phoenix Lte gain curve



**Easy mount**